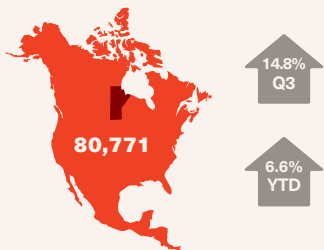


# Manitoba Tourism Indicators Summary

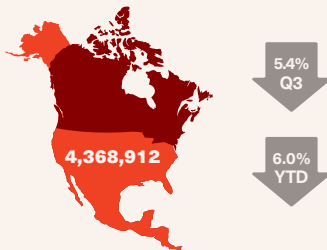
Q3 Manitoba Tourism Indicators infographic update (Jul- Sep 2025)

## U.S. Visitor Direct Entries into Manitoba



Data source: Frontiers Counts Land Entry Only

## U.S. Visitor Direct Entries into Canada




Data source: Frontiers Counts Land Entry Only

## Travel Markets Outlook (Visitation to Manitoba)




Data source: Conference Board of Canada

## Manitoba Hotel Occupancy




Data source: STR Reports

## Winnipeg Hotel Occupancy



Data source: STR Reports

## MB Food & Accommodation Sector Employment



Data source: Statistics Canada




## Winnipeg Airport Traffic




Data source: Winnipeg Airport Authority

## YWG Direct Air Arrival (U.S. & Overseas)



Data source: Stats Can PIK (U.S. & Overseas Direct Entry into Manitoba by Air)

## Consumer Confidence (Sept – Oct 2025)



Data source: Trading Economics